

PIPEDO HD, Inc.

3919

Tokyo Stock Exchange First Section

5-Jun.-2019

FISCO Ltd. Analyst

Noboru Terashima



FISCO Ltd.

<http://www.fisco.co.jp>

■ Index

■ Summary	01
1. Operating profit declined 47.5% YoY in FY2/19 due to upfront investments, but within expected range...	01
2. Expecting a major recovery in FY2/20, with a 204.5% increase in operating profit.....	01
3. Medium-term outlook unchanged at ¥7,300mn in net sales and ¥1,700mn in operating profit in FY2/20...	01
■ Company profile	02
1. Company profile.....	02
2. History	02
3. Business overview	03
■ Results trends	10
● Summary of FY2/19 results.....	10
■ Business outlook	15
1. FY2/20 outlook.....	15
2. Grounds for achieving the increase in net sales.....	16
■ Medium- to long-term growth strategy	17
1. Medium-Term Business Plan 2020 goals unchanged.....	17
2. Priority measures	18
3. Fund-raising initiative.....	18
■ Shareholder return policy	19

Summary

Forecasting a major recovery in FY2/20, with a 204.5% increase in operating profit

PiPEDO HD, Inc. <3919> (hereafter, also “the Company”) is a pure holding company, and PIPED BITS Co., Ltd., its main consolidated subsidiary, is a unique IT company that supplies its proprietary SPIRAL® platform (middleware) in a cloud format. The Company provides a platform for national clients and other large companies, mid-sized companies, and smaller system integrators and also sells proprietary applications for specific industries (such as beauty and construction industries) and engages in businesses that utilize these applications.

1. Operating profit declined 47.5% YoY in FY2/19 due to upfront investments, but within expected range

In FY2/19, the Company reported ¥5,419mn in net sales (+5.4% YoY), ¥394mn in operating profit (-47.5%), ¥390mn in recurring profit (-47.9%) and ¥140mn in profit attributable to owners of parent (-69.3%). Operating profit fell short of the initial forecasts from the start of the fiscal year, but this is not a cause for concern. The primary reason for the drop in profits was aggressive investment (hiring of personnel), but this had been planned since the start of the fiscal year and is targeting FY2/20 and beyond. The results were generally within the expected range.

2. Expecting a major recovery in FY2/20, with a 204.5% increase in operating profit

In FY2/20, which is underway, the Company is forecasting ¥6,500mn in net sales (+19.9% YoY), ¥1,200mn in operating profit (+204.5%), ¥1,190mn in recurring profit (+204.7%) and ¥700mn in profit attributable to owners of parent (+397.4%). The Company is forecasting a significant increase in operating profit and all lower profit lines, and because the Company’s core cloud-based business has a high maximum profit margin, these figures should be achievable as long as the Company secures sales. The key to achieving these targets is whether the large number of personnel hired over the past two years (FY2/18 and FY2/19) contribute to the Company’s business as planned.

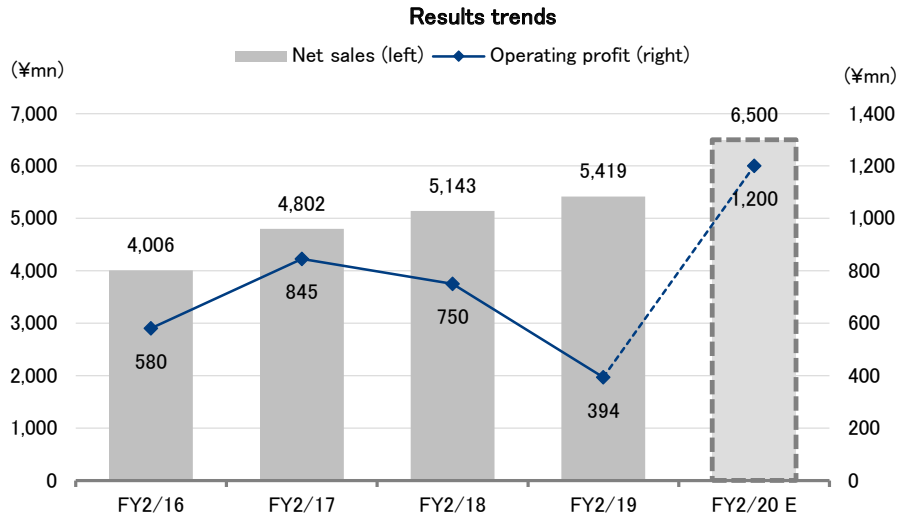
3. Medium-term outlook unchanged at ¥7,300mn in net sales and ¥1,700mn in operating profit in FY2/20

The Company’s announced medium-term business plan (three-year plan) targets ¥7,300mn in net sales and ¥1,700mn in operating profit in FY2/20, the final fiscal year of the plan. In its official operating results announcement, the Company’s forecasts for FY2/20 are the aforementioned ¥6,500mn in net sales and ¥1,200mn in operating profit, but internally the Company has not yet revised the targets in the medium-term business plan. Reaching these targets will not be easy, and we will be closely monitoring trends going forward.

Key Points

- Conducts businesses that primarily leverage the proprietary SPIRAL® platform
- Expecting a major recovery in FY2/20, with a 204.5% increase in operating profit
- Medium-term business plan remain unchanged at ¥7,300mn in net sales and ¥1,700mn in operating profit in FY2/20

Summary



Source: Prepared by FISCO from the Company's financial results

Company profile

Conducts businesses that primarily leverage the proprietary SPIRAL® platform

1. Company profile

The Company is a pure holding company established through a transfer of shares from PIPED BITS on September 1, 2015. It has 12 consolidated subsidiaries and one equity-method affiliate as of February 28, 2019.

2. History

PIPED BITS was established in April 2000 by Nobuaki Satani, the current President of PIPEDO HD. For most companies, data acquired in the course of business including customer attributes and email addresses form important "information assets," so PIPED BITS commenced operations with services to effectively use them at the same time as managing them securely. What was developed in-house in order to carry out this business was the proprietary SPIRAL® platform for data management. (Details to follow.) Subsequently, the company developed a range of applications based around SPIRAL® and has been engaged in rolling out these business applications.

PIPEDO HD, Inc. | 5-Jun.-2019
 3919 Tokyo Stock Exchange First Section | <https://www.pipedohd.com/>

Company profile

PIPEDO HD history

Sep. 2015	PIPEDO HD was established by a single transfer of shares from PIPED BITS Co., Ltd. and listed on the Tokyo Stock Exchange First Section (PIPED BITS Co., Ltd. was delisted in August 2015). PIPEDO HD acquired the shares of the four subsidiaries of PIPED BITS by a property dividend, converting them into its own subsidiaries.
Dec. 2015	Made additional investment into Current Inc., converting it into a subsidiary
Mar. 2016	Established GONDOLA CO., LTD., FRIENDIT Inc., and BIREKI Co., Ltd.
Oct. 2016	Established BLOOM NOTES, INC.
Mar. 2017	Established VOTE FOR, INC. and I LOVE, INC.
Dec. 2017	Established L Coin, Inc.

Source: Prepared by FISCO from the Company's website

PIPED BITS history

Apr. 2000	Established as K.K. Sahara in Tokyo's Setagaya Ward, aiming at e-mail based marketing support software, after receiving a capital investment from Current Inc. (Tokyo, Setagaya Ward)
Oct. 2000	Developed e-mail marketing platform "SPIRAL Messaging Place®".
Dec. 2000	Spun-off to become independent via an MBO, and relocated headquarters to 1-12-15 Jinnan, Shibuya Ward, Tokyo.
Jan. 2001	Changed trade name to PIPED BITS Co., Ltd.
Feb. 2001	Launched SPIRAL Messaging Place® service
Apr. 2001	Introduced a sales agent system to SPIRAL Messaging Place®
Dec. 2001	Introduced SLA (Quality Certification System) to SPIRAL Messaging Place®
Dec. 2006	Listed on the TSE Mothers exchange
Apr. 2009	Changed the service name from SPIRAL Messaging Place® to SPIRAL®.
Jan. 2010	Acquired certain operations, namely the CMS and EC businesses from HIDESIGNS Inc.
Apr. 2010	Launched apparel EC platform "SPIRAL EC®".
Dec. 2010	Started to tackle the Internet advertising and Internet media-related areas. Launched Media EC operations.
Mar. 2011	Acquired the Apparel web solution business from Gras CORPORATION. Launched E-Commerce Business to operate, manage and develop e-commerce sites tailored to the apparel and fashion space.
Sep. 2011	Increased capital via a third party capital allotment to United Ventures Inc., Acquired "Net de Kaikai®", a cloud-based accounting business, from Business Online Co., Ltd.
Mar. 2012	Acquired "Biyoshimeikaikan", a hair catalogue publication business, from SAMURAI PROJECT CORPORATION. Made PaperlessStudio co., Ltd. a subsidiary.
Mar. 2014	Made AsBase Inc. a subsidiary via a stock swap.
Feb. 2015	Invested in Sprinklr Japan KK
Mar. 2015	Subscribed to a third party allocation of shares by Current, Inc. Invested in Sprinklr, Inc. (United States)
May 2015	Established Publica Co., Ltd.
Jul. 2015	Established WEARHEART Inc.

Source: Prepared by FISCO from the Company's website

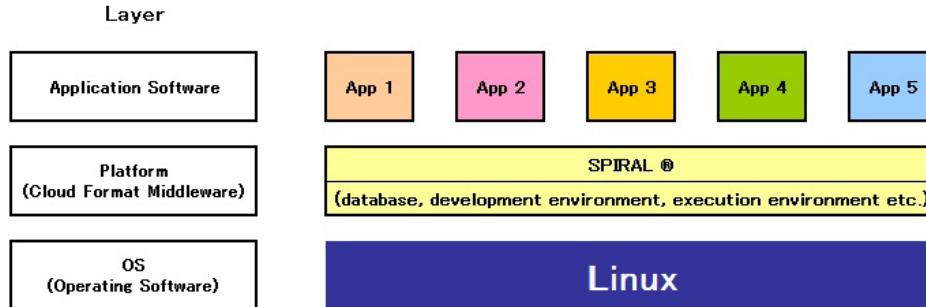
3. Business overview

(1) Product overview

The Group's flagship business is its proprietary platform SPIRAL®, and the provision to users of related applications, not by way of outright sales but rather in a rental format (a monthly fee method). Within the layers of software, SPIRAL®'s position may be referred to as a cloud-based middleware.

Company profile

Positioning of SPIRAL®



Source: Prepared by FISCO from Company website and materials

Generally, when developing operational and other systems, the majority of companies need to purchase the hardware required to develop and run the system, the operating system (OS), development environment (tools), database(s), middleware and other elements themselves (or outsource development), and by combining them, develop the base (platform) in order to run the system. Additionally, they must also bear the burden (cost) of maintaining its post-development. As SPIRAL® developed by PIPED BITS is already equipped with development tools. Not only does this enable easier development of different kinds of applications, but also customer data and other data stored in SPIRAL® can be shared and used with other applications due to the platform’s built-in database. Furthermore, these applications and data may be easily reproduced and delivered. This provides a significant advantage over package software.

As a result, corporate customers may easily and holistically operate with (use) and manage data, and at the same time greatly reduce application development costs by using SPIRAL®. Additionally, given that it is a pay-for-use monthly fee format platform, it further helps to reduce costs. Starting with major financial institutions, the companies that have introduced SPIRAL® include many preeminent corporations.

Recently in the IT industry, the majority of services are provided in a cloud format, with them being described in a variety of ways depending on the content of the particular cloud format service. SPIRAL® belongs to the area generally called PaaS (Platform as a Service), in other words, not only applications used in various business operations, but it is also the field of providing the platforms that run these applications on a cloud format.

(2) Main product content and prices

The Company’s flagship product SPIRAL® is a platform environment. Accordingly, the main customers using it range from large companies which internally develop operating systems and other software to SME-sized system integrators that undertake development of systems for SMEs, and also web production and web development companies. By using SPIRAL®, the Company is also able to internally develop applications aimed at specific industries and users, and then also sell these applications. These types of core products are not sold as a package (outright sales) but are sold entirely in an ASP format. Below are the major products and their monthly pricing (minimum fees).

It goes without saying that in the Company’s business model, increases in active (fee-based) accounts is linked to sales growth. However, the fees mentioned below are only basic or minimum fees and the actual fees change depending on data volumes (pay-for-use). Therefore, sales do not simply equal the number of accounts multiplied by the basic fee. But in order to view sales trends, the number of active accounts is an important indicator.

Company profile

a) SPIRAL®

This is the Company's main product. The core platform is equipped with a database, development environment, execution environment, and other features. While it is often utilized in email distribution, seminar management, and questionnaire form creation applications, this product offers many other functions as well. Furthermore, it flexibly coordinates with services from other companies and customization can substantially broaden the scope of applications. The monthly fee starts at ¥25,000 (excluding tax).

b) SPIRAL PLACE®

Cloud format groupware possessing website creation and updating functions, and at the same time linked to SNS. As groupware, SPIRAL PLACE® enables calendar and file-sharing while using simple (manual) operations to enhance and update web content, as well as traffic analysis. It can also be linked to Facebook and Twitter. It is highly regarded by retail chain stores and others that employ large numbers of staff. Basic fees start at ¥6,000/month (excluding tax).

c) SPIRAL EC®

An e-commerce (EC) platform focused on apparel. It is highly received by the industry for resolving a number of issues, such as simplifying update procedures and maintaining a low budget, while also pursuing a sophisticated brand image for EC sites for apparel. Fees are pay-for-use up to 5% of the transaction amount.

d) SPIRAL Affiliate®

A holistic ASP affiliate management service that reduces the issues and costs associated with introducing and operating affiliate marketing for advertisers. It includes special offers for SPIRAL® users, such as no initial costs.

e) Other

There are also applications aimed at specialist fields and industry sectors. Further, through alliances with various specialist companies, the Company aims to expand the use and applications of SPIRAL®.

(3) Business segments

Up until FY2/18, the Company had four business segments – the information asset platform business, the advertising business, the solutions business, and the social innovation business. From FY2/19 the Company has established three main segments: the “Function-based Segment,” the “Field-based Segment,” and “Group Common Segment.” The Company's businesses have been sorted into these three main segments.

The main segments are divided according to target client. The Function-based Segment comprises businesses utilizing the cloud and other IT platforms to target companies and organizations expected to have room for improvements in operating efficiency in CRM, sales promotions, and EC. These are businesses in which sales activities can be carried out horizontally. The Field-based Segment includes businesses that target specific industries and fields for which innovation through new information-sharing models utilizing the cloud and other IT platforms can be expected. These businesses involve vertical sales. The Group Common Segment includes the management costs of the pure holding company, which were previously allocated to business areas, and costs related to Group hiring and development.

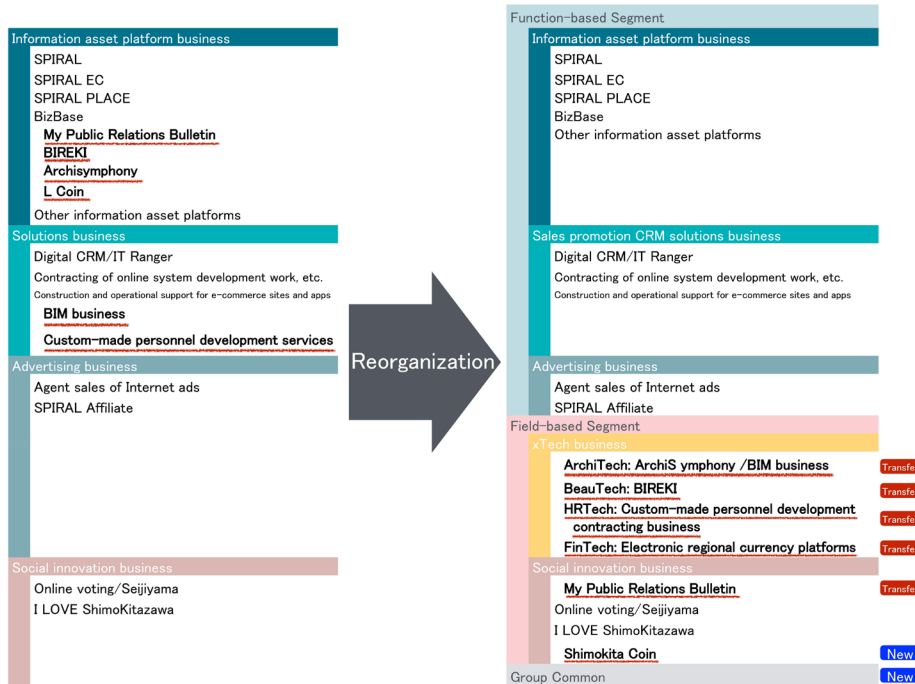
Company profile

Segment reorganization (Main segments/segment details)

<p>Function-based Segment</p> <p><u>Information asset platform business</u></p> <p><u>Sales promotion CRM solutions business</u></p> <p><u>Advertising business</u></p>	<p>Businesses utilizing the cloud and other IT platforms to target companies and organizations expected to have room for improvements in operating efficiency in CRM, sales promotions, and EC</p> <p>Development and provision of systems that assist clients in reducing costs and improving business efficiency to help solve issues in society, where there is a shortage of manpower</p> <p>Provision of services utilizing IT to optimize operations and create contact opportunities with customers as well as enhance these contact points; development of optimal IT systems for clients according to their needs</p> <p>Planning of promotions tailored to customers' objectives; production, development and management of advertising contents; agency sales of online ads</p>
<p>Field-based Segment</p> <p><u>xTech business</u></p> <p><u>Social innovation business</u></p>	<p>Businesses targeting specific industries and fields for which innovation through new information-sharing models utilizing the cloud and other IT platforms can be expected</p> <p>Business expected to create innovative services in the industry by utilizing IT to share information across company and organizational lines</p> <p>Business engaging in activities with public benefits, aiming not to help individual companies and industries solve internal problems, but to solve broader societal issues</p>
<p>Group Common</p>	<p>The pure holding company's management costs, costs related to Group hiring and development, etc.</p>

Source: The Company's results briefing materials

Segment reorganization (changes in segment by product and service)



Source: The Company's results briefing materials

(4) Other consolidated subsidiaries and their business overview

In addition to the mainstay businesses (PIPED BITS' SPIRAL®), the Company also operates various related businesses via the following subsidiaries.

Company profile

a) PaperlessStudio co., Ltd.

PaperlessStudio is involved in the construction project planning and management and BIM (Building Information Modeling) consultant businesses. The company also runs BIM and CIM (Construction Information Modeling) personnel workshops for people working in design and construction. In May 2012, the company started providing the BIM construction information platform ArchiSymphony®. It also released ArchiSymphonyVBP, the first cloud service exclusively for BIM/CIM collaboration in Japan, in September 2017.

b) Publica Co., Ltd.

A specialist company for providing services using open data from local governments and government agencies. Publica promotes the availability of data held by government agencies, local governments, and private-sector businesses and develops services that make use of the data to enable it to be managed autonomously. The company has developed a system for Internet distribution of local government public relations bulletins—the “My Public Relations Bulletin” system*.

| * On March 15, 2019, the Company announced that Publica Co., Ltd. would merge with VOTE FOR, INC. |

c) GONDOLA CO., LTD

GONDOLA was formed by the corporate split of the Media Strategy Company on March 1, 2016. The company is active in the three service domains of advertising solutions, web solutions, and social management. By combining an original service line-up in planning, production, system development, and operation, with IT utilizing information management platforms such as SPIRAL Affiliate®, SPIRAL® and Sprinklr, the company enables one-stop solutions for corporate management issues and business activity optimization.

d) FRIENDIT Inc.

FRIENDIT provides comprehensive support for e-commerce-related system implementation, online shop management, and omni-channels at the strategic level. Assisting customers with the common issues of personnel shortages and experience gaps, the company produces marketing activities that directly boost sales volume and value, from IT-based administration optimization through to promoting use of data on products, members, and purchasing. The company was formed on March 1, 2016 by a corporate split-off from the in-house Apparel and Fashion Company.

In April 2018, FRIENDIT took over SPIRAL EC® and SPIRAL PLACE®, which were owned by PIPED BITS, and also carried out an absorption merger of AsBase Inc., which had been providing the ASP/SaaS type call center platform service BizBase®. With these moves, the company will develop new services integrating SPIRAL EC®, SPIRAL PLACE®, and cloud computer-telephony integration (CTI).

e) BIREKI Co., Ltd.

BIREKI provides IT services centered on the digital record app “BIREKI®” for beauty salons. The company’s business activities aim to enrich the lives of people by helping to increase the value of as many people working in the beauty industry as possible and making beauty treatments more accessible and enjoyable. The company was newly established on March 1, 2016 through a corporate spin-off from the previous Bireki Company.

Company profile

f) Current, Inc.

Current's core businesses involve web access improvement and digital CRM for developing loyal users (implementation services such as communication and data management design, message creation and construction, message delivery, and effect verification) while integrating information assets and implementing optimal messaging to users. Aiming to generate business synergies between PIPED BITS, which has expertise in information asset utilization and IT solutions, and Current, with its strengths in stationed marketing support, the Company increased its equity stake in Current in December 2015 and converted it into a subsidiary.

g) BLOOM NOTES, INC.

The Company spun off its division in charge of in-house human resource development and education as a subsidiary on October 3, 2016 in order to provide similar education services to external customers. It organized knowhow into a structured program to resolve issues related to human resource development at SMEs and also operates a human resource development agent business to support implementation.

h) VOTE FOR, INC.

The Company established this entity in March 2017 to facilitate Internet-based voting. It aims to build voting systems that utilize blockchain and other new technologies. It also continues to operate the Seijiyama@ political and election information website that existed internally*.

* On March 15, 2019, it was announced that VOTE FOR will merge with Publica. VOTE FOR will be the surviving company while Publica will be the dissolving company.

i) I LOVE, INC.

The Company created this entity in March 2017 to make further progress in the "I LOVE Shimokitazawa" local revitalization project and pursue development of a new transaction format for single-coin donations, tips, and other small-sum transactions employing electronic regional currency.

j) L Coin, Inc.

The Company invested 70% in L Coin, which was established in December 2017, as a consolidated subsidiary. L Coin builds payment systems for local governments, companies, and local financial institutions using an electronic regional currency platform that applies blockchain technology and thereby promotes cashless transactions in local communities. It can also issue unique electronic regional currencies at low cost through the platform and supports smooth development of payment systems and store point systems.

k) Shimokita Coin, Inc.

This company was established in March 2018 as a subsidiary of L Coin. Using an electronic regional currency platform provided by L Coin, the company issues electronic regional currency limited to the Shimokitazawa area. Also, the company is working with I LOVE to attract investment and member stores among local shops, and aims to energize the local economy.

SPIRAL®'s primary feature is flexible customization

(5) Special characteristics and strengths

a) Ease of system construction

SPIRAL®'s greatest distinguishing feature is its ability to be freely customized. The Company itself combines SPIRAL®'s functions to develop applications for its own operational systems and specific customers (areas). Apart from areas such as financial institutions, which require extremely high reliability, almost any operational system could be created by combining SPIRAL®'s functions. These operational systems have been generally developed by operators known as system integrators. However, it is possible to replace the majority of the work traditionally done by system integrators through a combination of SPIRAL® functions, with corporate customers able to easily undertake a range of development and system creation themselves. For this reason, SPIRAL® is attractive not only to large corporations, but also SMEs that are unable to bear the high cost of systems development, as the platform is affordable and easy to use.

b) Every type of application can be linked

SPIRAL® possesses a broad range of functions. However, the most basic function is that it enables, for example, a corporate customer managing databases over the Internet to easily engage in various tasks, from database creation through to data manipulation (such as registration, updating and deletion), batch data registration, and downloading. Specifically, in cases in which companies undertake online surveys, market research or new product evaluations, by using SPIRAL® the company can very easily create a survey, deliver it to targeted and prospective customers, have them complete the surveys, and then collect them. If a customer satisfaction questionnaire is linked to the customer database, it becomes possible to analyze them according to customer attributes, and conduct follow-up in order to enhance satisfaction levels. Survey results may be aggregated in real time, and compiled into a report. Via SPIRAL®, this series of actions between different applications may all be easily undertaken with simple operations.

In the same way, with regard to creating forms, such as for gift promotions/affinity marketing campaigns, recruitment application forms, inquiry forms, seminar applications, account openings, and information requests, it is possible via SPIRAL® to expeditiously undertake actions such as form creation; the recording, updating, and deletion of member attributes; and login verification. For example, in a case such as holding seminars, even if hypothetically multiple seminars are proceeding simultaneously, the taking of multiple applications and management of cancellations can be carried out instantaneously, making the holding of the seminar more efficient. It is also easy to develop this data in a search form tabulating it, having a yes or no Q&A questionnaire, or creating a summary chart or graph. Also, given the addition of services from AsBase (now FRIENDIT) that possesses voice (telephone) solutions, and an alliance with Sprinkl Japan KK, whose strength is systems for SNS, it is expected that customer convenience will be enhanced further.

One of the Company's competitors is salesforce.com, Inc. <CRM> of the United States, but this company has grown through repeated acquisitions of other companies. Therefore, its various applications were developed by the different companies it acquired, so each application was not created on the same platform. Consequently, when a client needs to link multiple applications, in many cases this requires additional development costs and time. On this point, SPIRAL® is considerably superior to salesforce.com's product, as its applications are on the same platform and as a result, each of the applications can be easily (inexpensively and quickly) linked.

Company profile

c) Superiority in installation costs and security

Further, because SPIRAL® is not sold as package software, but provided as a pay-as-you-go cloud service, a distinctive feature is that client companies may themselves build requisite systems rapidly and at low cost, without taking and incurring unnecessary time and expenses. That is, even in the initial period when the system is installed, it can be developed from just a small investment without incurring major costs.

In addition to its superiority in terms of costs, the Company also provides guarantees, maintenance and monitoring functions on the security front, which is extremely convenient, particularly for SME-sized system integrators. For example, in the event that vulnerability is identified in the SSL (Security Sockets Layer), which is the most widely used communication cryptographic technology on the Internet, normally it is necessary for each system integrator to individually deal with this vulnerability. But if SPIRAL® is used, the Company is able to take all necessary actions and the issue is resolved on SPIRAL®, eliminating the need for the system integrators to deal with it individually. Use of SPIRAL®, meanwhile, reassures end customers about security.

Many SMEs cannot afford the expenses required for system development and security. The Company's products solve these issues in a one-stop manner, thus the Company's products are attractive not only to large corporations but to SMEs in particular.

d) Installation case studies

One example of a successful installation of the Company's SPIRAL® was the case of Rakuten General Insurance Co., Ltd. (formally known as Asahi Fire and Marine Insurance Co., Ltd.). The company introduced SPIRAL® as a customer service system. By linking client attributes with various types of data, the number of requests for information materials increased by approximately 130 times, and the work time needed from receiving to answering a customer request was reduced from the usual time of around 30 minutes to just 2 or 3 minutes, thereby realizing a 10-fold increase in efficiency. Moreover, when introducing the system, the Company competed with other system integrators to win the account and the Company's quote was only about 1/10th the cost of its competitors. Although every case is different, this example clearly demonstrates the competitive advantages of SPIRAL®.

Results trends

FY2/19 earnings undercut forecasts, but not a cause for concern

● Summary of FY2/19 results
(1) Profit-and-loss conditions

In FY2/19, the Company reported ¥5,419mn in net sales (+5.4% YoY), ¥394mn in operating profit (-47.5%), ¥390mn in recurring profit (-47.9%) and ¥140mn in profit attributable to owners of parent (-69.3%). Net sales fell slightly short of the forecast, and upfront investments were executed as planned, so operating profit also undercut the forecast made during the year. Still, the results were generally within the expected range, and are not a cause for major concern. The large decline in profit attributable to owners of parent was due to the posting of impairment on related software as extraordinary losses resulting from the delay in BIREKI's business.

Results trends

Summary income statement

(¥mn, %)

	FY2/18		FY2/19		(Change)	
	Amount	% of total	Amount	% of total	Amount	% of total
Net sales	5,143	100.0	5,419	100.0	276	5.4
Function-based Segment	4,910	95.5	5,177	95.5	266	5.4
Information asset platform business	3,559	68.8	3,669	67.7	110	3.1
Sales promotion CRM solutions business	1,142	22.2	1,025	18.9	-116	-10.2
Advertising business	209	4.1	482	8.9	273	130.4
Field-based Segment	232	4.5	242	4.5	9	4.2
xTech business	166	3.2	163	3.0	-2	-1.8
Social innovation business	66	1.3	78	1.5	12	19.1
Gross profit	3,560	69.2	3,757	69.3	197	5.5
SG&A expenses	2,809	54.6	3,363	62.1	554	19.7
Operating profit	750	14.6	394	7.3	-356	-47.5
Function-based Segment	1,275	-	955	-	-319	-25.1
Information asset platform business	1,132	-	828	-	-304	-26.9
Sales promotion CRM solutions business	160	-	45	-	-114	-71.5
Advertising business	-17	-	81	-	99	-
Field-based Segment	-48	-	-94	-	-45	-
xTech business	-22	-	-55	-	-33	-
Social innovation business	-26	-	-38	-	-11	-
Company-wide costs	-475	-	-467	-	-8	-
Recurring profit	749	14.6	390	7.2	-359	-47.9
Profit attributable to owners of parent	457	8.9	140	2.6	-317	-69.3

Source: Prepared by FISCO from the Company's financial results

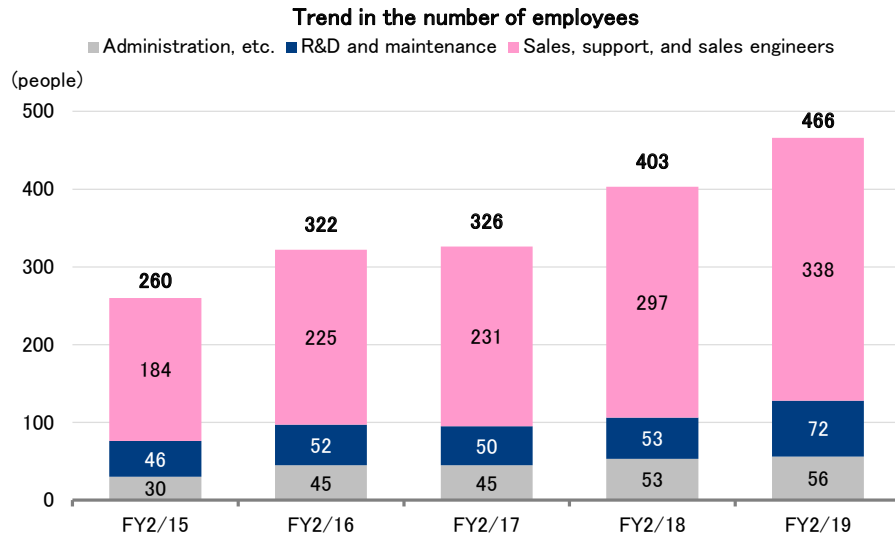
Overall net sales were approximately ¥400mn below the initial forecast. Net sales in the information asset platform business fell approximately ¥300mn short of the forecast, while net sales in the sales promotion CRM solutions business fell approximately ¥300mn short as well. Meanwhile, net sales in the advertising business were roughly ¥200mn above the forecast, while net sales in both the xTech business and the social innovation business were generally in line with the projections. Overall operating profit undercut the forecast by approximately ¥100mn. On an individual business basis, operating profit in the information asset platform business and the sales promotion CRM solutions business undercut forecasts by roughly ¥100mn and ¥50mn, respectively, while operating profit in the advertising business exceeded the initial forecast by approximately ¥50mn.

(2) Trend in the number of employees

The Company had declared that it would aggressively hire (invest) in FY2/18 and FY2/19 in order to realize goals in the medium-term business plan that lasts through FY2/20, as explained below. In fact, it hired 90 people in FY2/18 and another 76, including both mid-career and new university graduates, in FY2/19.

As a result, the number of employees greatly increased to 466 people (an increase of 63 people or 15.6%) by the end of FY2/18.

Results trends



Source: Prepared by FISCO from the Company's results briefing materials

(3) Profit and loss by segment

The profit and loss in the Function-based Segment was as follows.

a) Information asset platform business

This business posted ¥3,669mn in net sales (+3.1% YoY), and operating profit of ¥828mn (-26.9%). Net sales of the main product SPIRAL® increased by ¥153mn, but growth was duller than forecast, mainly due to the fact that it is taking longer than initially expected for newly-hired personnel to contribute after being placed in the field. Consequently, segment net sales only increased 3.1%, while profit declined due to the rise in expenses in conjunction with the increase in personnel.

b) Sales promotion CRM solutions business

Net sales from development contracting increased ¥107mn, while digital CRM net sales declined ¥229mn, largely due to the impact of a large spot deal acquired in FY2/18. As a result, net sales in the segment totaled ¥1,025mn (down 10.2%), while segment operating profit was ¥45mn (down 71.5%).

c) Advertising business

Partly due to efforts to provide multi-faceted proposals to existing clients in order to increase average sales per customer, net sales of SPIRAL Affiliate increased ¥216mn, and agency sales for online advertising increased ¥56mn due to factors including the upturn in the joint business with the advertising-related subsidiary of East Japan Railway Company <9020>. As a result, segment net sales totaled ¥482mn (+130.4%), which was a significant increase, and operating profit also improved considerably to ¥81mn (compared to an operating loss of ¥17mn in the previous fiscal year).

Profit and loss in the Field-based Segment was as follows.

Results trends

d) xTech business

This business engages in projects expected to create innovative services in the industry by utilizing IT to share information across company and organizational lines. Net sales were ¥163mn (-1.8%), while operating loss of ¥55mn (versus a loss of ¥22mn in the year-earlier period) was recorded. The main services of the business are as follows.

- 1) ArchiTech: BIM construction information platform ArchiSymphony®
- 2) BeauTech: Provides BIREKI®, an app that provides an electronic hair design records for customers and salons
- 3) HRTech: Custom-made personnel development contracting business to innovate company's development of personnel, started a paid occupational referral business in March 2018 after receiving approval from the Minister of Health, Labour and Welfare
- 4) FinTech: Electronic regional currency platforms

e) Social innovation business

This business engages in activities with public benefits, aiming to not just help individual companies and industries solve internal problems, but to also solve broader societal issues. The business booked net sales of ¥78mn (+19.1%) and a loss of ¥38mn (versus a loss of ¥26mn in the year-earlier period). My Public Relations Bulletin, a service that helps municipalities open up and utilize their PR magazines, continued to grow steadily, and the number of posting municipalities has already exceeded 700, which covers roughly 40% of the approximately 1,750 total municipalities. In addition, both the online voting-related business and Seijiyama®, the politics and election information website, are both enjoying healthy growth.

(4) Financial standing and cash flow conditions

Looking at the financial position at the end of FY2/19, total assets were up ¥770mn from the end of the previous fiscal year to ¥5,877mn. Current assets increased by ¥670mn, with the main factors being an increase in cash and deposits of ¥507mn and in notes and accounts receivable of ¥118mn. Fixed assets increased ¥100mn, primarily due to a decrease in intangible fixed assets of ¥68mn and an increase in investments and other assets of ¥183mn. Total liabilities were up ¥715mn from the end of the previous fiscal year to ¥3,434mn. This was mainly due to an increase in short-term loans payable (including the current portion of long-term loans payable) of ¥495mn and an increase in accounts payable of ¥136mn. Net assets were ¥2,443mn, up ¥55mn. This was mainly due to the increase in retained earnings of ¥19mn following the recording of net income.

Balance sheet

	(¥mn)		
	End of FY2/18	End of FY2/19	Change
Current assets	3,133	3,804	670
Fixed assets	1,973	2,073	100
Total assets	5,107	5,877	770
Current liabilities	1,831	2,508	677
Fixed liabilities	887	925	38
Total liabilities	2,718	3,434	715
Net assets	2,388	2,443	55

Prepared by FISCO from the Company's financial results

Results trends

Cash provided by operating activities was ¥458mn, with the main income items being the recording of net profit before income taxes of ¥305mn and depreciation and amortization of ¥218mn. Cash used in investing activities was ¥383mn, with the main expenditure items including the acquisition of intangible fixed assets (largely software) of ¥200mn and of investment securities of ¥159mn. Cash provided by financing activities was ¥431mn, with the main items including ¥535mn for the net increase of borrowings and ¥121mn for the payment of dividends. As a result, during the period, cash and cash equivalents increased ¥507mn, and the balance of cash and cash equivalents at the end of the period was ¥2,423mn.

Cash flow statement

	(¥mn)	
	FY2/18	FY2/19
Cash flow from operating activities	647	458
Cash flow from investing activities	-461	-383
Cash flow from financing activities	-413	431
Change in cash and cash equivalents	-227	507
Balance of cash and cash equivalents at the end of the period	1,916	2,423

Source: Prepared by FISCO from the Company's financial results

(5) Main policies and topics during 2H FY2/19
a) Strengthened coordinated solutions between SPIRAL® and LINE (September 2018)

The Company enhanced the coordination between SPIRAL® and LINE, creating compatibility with Flex Message, which allows users to send personal messages that are easy to create and highly-designable, as well as LINE Bot, which automatically responds to messages entered by users with pre-set responses.

b) Started issuing the electronic regional currency Shimokita Coin, which can be used in the Shimokitazawa area (September 2018)

As discussed above, Shimokita Coin was established in March 2018 as a subsidiary of L Coin. Using an electronic regional currency platform provided by L Coin, the company began issuing electronic regional currency limited to the Shimokitazawa area. Also, the company is working with I LOVE, INC. to attract investment and member stores among local shops, and aims to energize the local economy. Over 1,000 people used the electronic regional currency at the curry festival held in October 2018.

c) Received awards at the ASPIC IoT/AI/Cloud Awards 2018 (November 2018)

At the ASPIC IoT/AI/Cloud Awards 2018 held by the ASP-SaaS-IoT Cloud Consortium (ASPIC), PIPED BITS won the runner-up prize in the core operations category for its SPIRAL My Number Management Service. Also, Center for Mental Health Screening® received the Best Corporate Citizenship Award in this same category, while Publica's "My Public Relations Bulletin" won the Best Innovation Award in the data utilization category.

d) Began providing an automated call/voice response solution (November 2018)

The Company started providing Autocall BB, a service that increases the efficiency of phone call response operations with automated calling and automated voice response. This service includes a function to convert text into voice, and a function to automatically make calls to a designated list of contacts on a designated day. The service can be purchased from a minimum of one desk.

e) SPIRAL EC® collaboration with World Shopping BIZ (November 2018)

The apparel-focused EC platform SPIRAL EC® began cooperating with World Shopping BIZ, a cross-border EC solution. This makes it possible to have an EC site function across 125 countries in as little as one day, and comprehensively solves personnel costs and operational issues.

Results trends

f) Began supporting the introduction of Instagram shopping by SPIRAL EC® users (December 2018)

Began offering a service that supports linking the shopping functions of EC sites, Facebook and Instagram with apparel EC platform SPIRAL EC®.

g) Launched online application solution for installment payments and credit cards (February 2019)

Started providing online application solutions for installment payments and credit cards, and by digitizing various application procedures which used to be done using paper, the work required for both applicants and service providers is reduced and made more efficient.

h) Launch of new SPIRAL® version 1.12.6 (February 2019)

The Company began providing the new SPIRAL® version 1.12.6, which includes a function that allows users to efficiently and safely switch forms created using SPIRAL®, and prevents down-time in association with form switches as well as contributes to a reduction in personnel needed for switches.

Business outlook

Forecasts a major recovery in FY2/20, with a 204.5% increase in operating profit

1. FY2/20 outlook

In FY2/20, the Company is forecasting ¥6,500mn in net sales (+19.9% YoY), ¥1,200mn in operating profit (+204.5%), ¥1,190mn in recurring profit (+204.7%) and ¥700mn in profit attributable to owners of parent (+397.4%). The Company is forecasting a large increase in operating profit and all lower profit lines, and because the profitability of the Company's core cloud-based business has a high upper limit, these figures should be achievable as long as the Company secures net sales. The key to achieving these targets is whether the large number of personnel hired over the past two years (FY2/18 and FY2/19) contribute to the Company's business as planned.

FY2/20 forecasts

	(¥mn, %)					
	FY2/19		FY2/20 E		(Change)	
	Amount	% of total	Amount	% of total	Amount	%
Net sales	5,419	100.0	6,500	100.0	1,080	19.9
Information asset platform business	3,669	67.7	4,200	64.6	530	14.5
Sales promotion CRM solutions business	1,025	18.9	1,330	20.5	304	29.7
Advertising business	482	8.9	590	9.1	107	22.3
xTech business	163	3.0	270	4.2	106	64.9
Social innovation business	78	1.5	110	1.7	31	39.8
Operating profit	394	7.3	1,200	18.5	805	204.5
Recurring profit	390	7.2	1,190	18.3	799	204.7
Profit attributable to owners of parent	140	2.6	700	10.8	559	397.4

Source: Prepared by FISCO from the Company's financial results and results briefing materials

Business outlook

2. Grounds for achieving the increase in net sales

The Company has given the following reasons as grounds for its forecast of a nearly 20% increase in net sales in FY2/20.

(1) Growth in main product SPIRAL®

One reason for the lack of growth in the main product SPIRAL® in FY2/19 was the fact that many existing salespeople (veterans) spent some of their time teaching newly-hired salespeople. Over the past two years, the Company has hired many new employees (166 people), and has been aggressively training these new employees so that they can contribute. Many of the Company's existing salespeople were involved in the education and training of the new employees, and this negatively impacted the performance of these existing salespeople. In FY2/20, not only will newly-hired salespeople contribute to the Company's performance, but veteran salespeople will be able to focus on their own sales efforts, thereby growing the sales of the main product.

(2) Growth in large value general sales

Up until this past fiscal year, the Company's overall strategy had been to emphasize contract sales (ongoing contracts in which sales are posted each month), while general sales (one-off sales of large amounts) were somewhat less of a priority than contract sales. Because FY2/20 is the final fiscal year of the medium-term business plan, the Company plans to go after general sales more aggressively than before (while still keeping a balance with contract sales), and therefore expects net sales to increase.

(3) Growth in SPIRAL EC®

In FY2/19, the Company both worked on developing a new SPIRAL EC® product for EC, and also worked to transfer this business from PIPED BITS to FRIENDIT. As a result, net sales related to SPIRAL EC® fell to a lower-than-usual level. However, in FY2/20, net sales are expected to recover due to the fact that the development work and the business transfer have been completed.

(4) Rebound in sales promotion CRM solutions

The sales promotion CRM solutions business generally sees high year-to-year fluctuations in net sales, and in FY2/18 the business acquired relatively large projects. The Company expected a recoil decline in FY2/19, but actual net sales fell even more than forecast. Looking at FY2/20, the Company is expecting a rebound increase from last year's large decline, so the Company is projecting a recovery in the sales promotion CRM solutions business. Still, recovery means a return to the FY2/18 level, so the expectations are not excessive.

(5) Ongoing strong performance in the advertising business

The advertising business is expected to perform strongly in continuation from FY2/19. In particular, the joint business with an advertising-related subsidiary of East Japan Railway Company, which the Company has been focusing on, finally got up and running in earnest in FY2/19, so the Company expects the advertising business to continue to see an increase in net sales going forward.

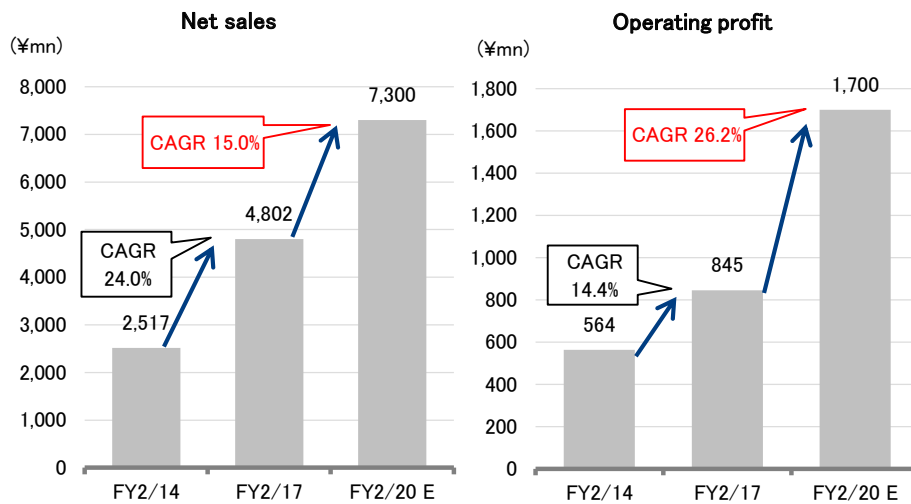
As discussed above, there are buds for growth in net sales in each business in FY2/20, and a 20% increase in net sales should not be too hard to achieve. Also, as discussed above, the Company's business has a high maximum profit margin, so as long as the Company can maintain an increase in net sales, it should be able to achieve a 200% increase in operating profit.

■ Medium- to long-term growth strategy

Medium-term plan goals unchanged at ¥7,300mn in net sales and ¥1,700mn in operating profit in FY2/20

1. Medium-Term Business Plan 2020 goals unchanged

The Company announced the Medium-Term Business Plan 2020, a new medium-term business plan with FY2/20 as the final year. The new plan sets goals of ¥7,300mn in net sales and ¥1,700mn in operating profit in FY2/20 that work out to compound average growth rates (CAGR) from FY2/17 of 15.0% in net sales (vs. 24.0% in the previous plan) and 26.2% in operating profit (vs. 14.4%).



Source: Prepared by FISCO from the Company's results briefing materials

Meanwhile, however, in its official earnings report, the Company announced a net sales forecast of ¥6,500mn (+19.9% YoY) and an operating profit forecast of ¥1,200mn (+204.5%) for FY2/20. These forecasts are a bit conservative, as they take a variety of risks into consideration at the management level.

In contrast, the forecasts in the medium-term business plan (net sales = ¥7,300mn; operating profit = ¥1,700mn) are the aggregates of the projections for each operating company. Therefore, internally, no revisions have been made to the forecasts for FY2/20. In other words, all of the operating companies are working towards achieving these internal targets. These are extremely high targets, but certainly not impossible to reach. Again, as long as the Company can book net sales, profits will come easily.

We will keep a close watch on the Company's trends going forward, focusing on whether or not the Company is able to make full use of the large number of employees hired over the past two years as planned.

Medium- to long-term growth strategy

2. Priority measures

The Company uses a title of “Re-Innovation” for the new medium-term plan and seeks to become a “corporate group that contributes to a rich information lifestyle with a future.” It intends to implement the priority measures covered below to achieve this goal and the above-mentioned numerical targets.

(1) Promote “real × IT”

The Company intends to strengthen the contact point between real business and IT and pursue innovative businesses. The establishment of new subsidiaries was a specific example.

a) VOTE FOR

The Company established this entity in March 2017 to conduct “real × IT” business using the SeijiYama® political and election information website that existed internally. It aims to build voting systems that utilize blockchain and other new technologies that facilitate Internet-based voting with emphasis on SeijiYama® and Internet-based voting.

b) I LOVE

The Company created this entity to make further progress in the “I LOVE Shimokitazawa” local revitalization project that had already been taking place internally and apply this knowhow to cultivate “towns capable of delivering enjoyable services on par with shopping malls and theme parks.” Specifically, it will pursue development of a new transaction format for single-coin donations, tips, and other small-sum transactions employing electronic regional currency.

(2) Group hiring and group development

Group companies will conduct common elementary education in the IT field in order to boost the overall knowledge level and reduce time spent on training front-line staff. With a goal of maximizing profits in FY2/20, the Company hired 90 people in FY2/18 (including new university graduates and recent graduates with work experience) and another 76 people in FY2/19. There will be a respite in large-scale hiring after this phase.

Subsidiary BLOOM NOTES (established in October 2016) will support the group hiring and development. This entity’s main business is a customized personnel training service through arrangement of unique knowhow at customer companies into a program and assists in implementation, and the Company plans to harness the same program for development of its own Group personnel.

(3) Effective utilization of information assets at Group companies

The Company intends to further promote customer and product/service matching at Group companies and create new transactions and businesses.

3. Fund-raising initiative

The Company announced the following share buyback and fund-raising plan that targets future growth.

(1) Acquiring its own shares from subsidiaries

The Company acquired 500,000 shares of its stock owned by consolidated subsidiary PIPED BITS for ¥767mn. However, this transaction simply transferred ownership and does not affect consolidated results because it obtained the Company’s own shares held by a consolidated subsidiary. PIPED BITS originally purchased these shares in response to a request from a minority shareholder prior to formation of the holding company.

Medium- to long-term growth strategy

(2) Issuance of No.5 and No.6 new share warrants

Additionally, the Company issued new share warrants (No.5: 250,000 shares; No.6: 250,000 shares) for third-party allotment to Macquarie Bank Limited. (Refer to the Company's website for details.)

Key points are a ¥1,800 exercise price for No.5 (with no revisions to the exercise price) and a ¥1,800 bottom in the exercise price for No.6, but an ability to raise this level to over ¥1,800 by the Company resolution. This puts the maximum number of shares available for allocation at 500,000 shares and supports a minimum procurement value of ¥900mn. Additionally, total outstanding issuance volume should not increase if warrants are exercised because the Company plans to utilize the above-mentioned treasury shares acquired from the subsidiary (500,000 shares). Existing shareholders hence would not incur dilution.

Furthermore, Macquarie Bank Limited, the recipient of the new share warrants, paid ¥5,872,000 for the warrants and is unlikely to exercise the rights until the shares trade at ¥1,800 or above in order to recoup its outlay. We expect gradual sale of acquired shares in the market after purchase using the warrants and contribution to better liquidity in the stock market once these shares enter the market.

While this fund-raising scheme is attractive to all stakeholders (the Company, existing investors, and the warrant recipient), it requires a share price of over ¥1,800. We think the Company hence must attain goals from the above-mentioned FY2/20 forecast.

■ Shareholder return policy

Forecasting an annual dividend of ¥21 in FY2/20

The Company is committed to a 30% dividend payout ratio as a shareholder return policy. It paid a ¥21.0 annual dividend in FY2/18, and despite the decline in profits it paid a ¥12.0 annual dividend in FY2/19 (resulting in a 64.9% dividend payout ratio due to the special nature of the operating results). Furthermore, in FY2/20, the Company has announced that it will pay an annual dividend of ¥21.0 based on its forecast for an increase in profit. However, this would result a dividend payout ratio of only 22.8% if the forecast profits are achieved, so there is a possibility that the Company will increase the dividend to maintain a dividend payout ratio of 30% if the forecasted profits are achieved.



Disclaimer

FISCO Ltd. (the terms “FISCO”, “we”, mean FISCO Ltd.) has legal agreements with the Tokyo Stock Exchange, the Osaka Exchange, and Nikkei Inc. as to the usage of stock price and index information. The trademark and value of the “JASDAQ INDEX” are the intellectual properties of the Tokyo Stock Exchange, and therefore all rights to them belong to the Tokyo Stock Exchange.

This report is based on information that we believe to be reliable, but we do not confirm or guarantee its accuracy, timeliness, or completeness, or the value of the securities issued by companies cited in this report. Regardless of purpose, investors should decide how to use this report and take full responsibility for such use. We shall not be liable for any result of its use. We provide this report solely for the purpose of information, not to induce investment or any other action.

This report was prepared at the request of its subject company using information provided by the company in interviews, but the entire content of the report, including suppositions and conclusions, is the result of our analysis. The content of this report is based on information that was current at the time the report was produced, but this information and the content of this report are subject to change without prior notice.

All intellectual property rights to this report, including copyrights to its text and data, are held exclusively by FISCO. Any alteration or processing of the report or duplications of the report, without the express written consent of FISCO, is strictly prohibited. Any transmission, reproduction, distribution or transfer of the report or its duplications is also strictly prohibited.

The final selection of investments and determination of appropriate prices for investment transactions are decisions for the recipients of this report.

FISCO Ltd.